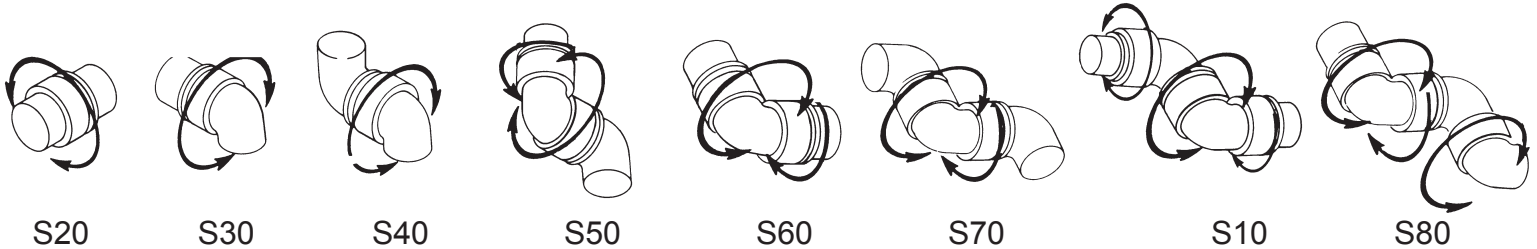


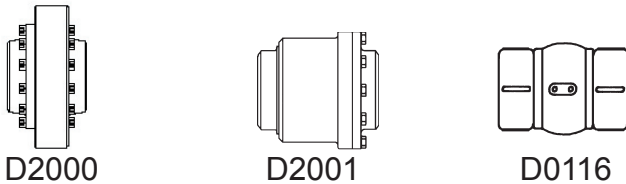
# HOW TO ORDER SWIVEL JOINTS

Emco Wheaton offers a wide variety of swivel joints to fit almost any application. In order to assist you in ordering the Correct swivel joint, we have developed a guideline that explains all of the information that we require to specify a Swivel joint.

**1. STYLE:** The first step in ordering a swivel joint is to determine what style you need. The swivel joint industry has developed a common listing for swivel joint styles, which are determined by the number of swivels and elbows in the assembly.



**2. TYPE:** Emco Wheaton offers standard types of swivel joint; The D2000 World Series Swivel, the D2001 Split Flange Swivel, and the D0116 O-Ring Swivel (Aluminum Only).



**3. SIZE:** Emco Wheaton offers swivel joints that range in size from 2" – 24".

**4. BODY MATERIAL:** Our basic offering of swivel joint materials include Carbon Steel, Stainless Steel, and Aluminum. Should product or temperature compatibility require a different material, we are experienced in producing swivel joints in a variety of exotic materials.

**5. INLET CONNECTION:** This refers to any connection fitting attached to the inlet end of the swivel. Basic swivels include butt weld end connections.

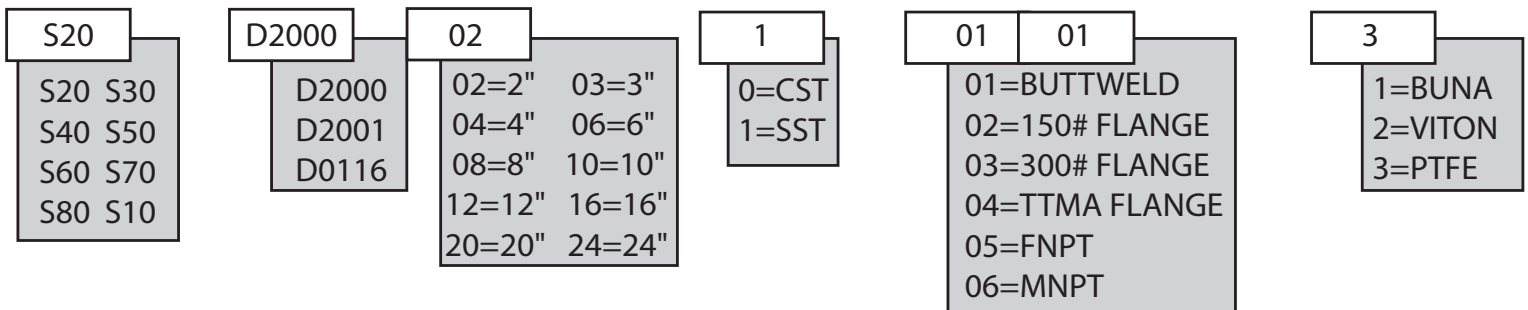
**6. OUTLET CONNECTION:** Same as above, except for the outlet connection of the swivel.

**7. SEAL MATERIAL:** Our basic offering of seal materials includes Buna, Viton, and PTFE. Should product or temperature compatibility require it, different materials are available.

**8. APPLICATION INFORMATION:** Please supply the following information, which will allow us to assure that the swivel joint you are ordering is ideal for your specific application.

- Product being handled
- Maximum Temperature
- Operating Pressure

**NEW PART NUMBERS!** In order to create some uniformity with our swivel joint part numbers, we have developed a numbering system that corresponds with steps 1-7 above. The illustration below shows how to build the part #.



A SYLTONE COMPANY

Tel: (800) 285-3626  
Int'l: +1 (502) 266-8767  
Fax: +1 (502) 266-5873  
sales@syltone.com